


# Place based and integrated care: a national overview

Richard Murray

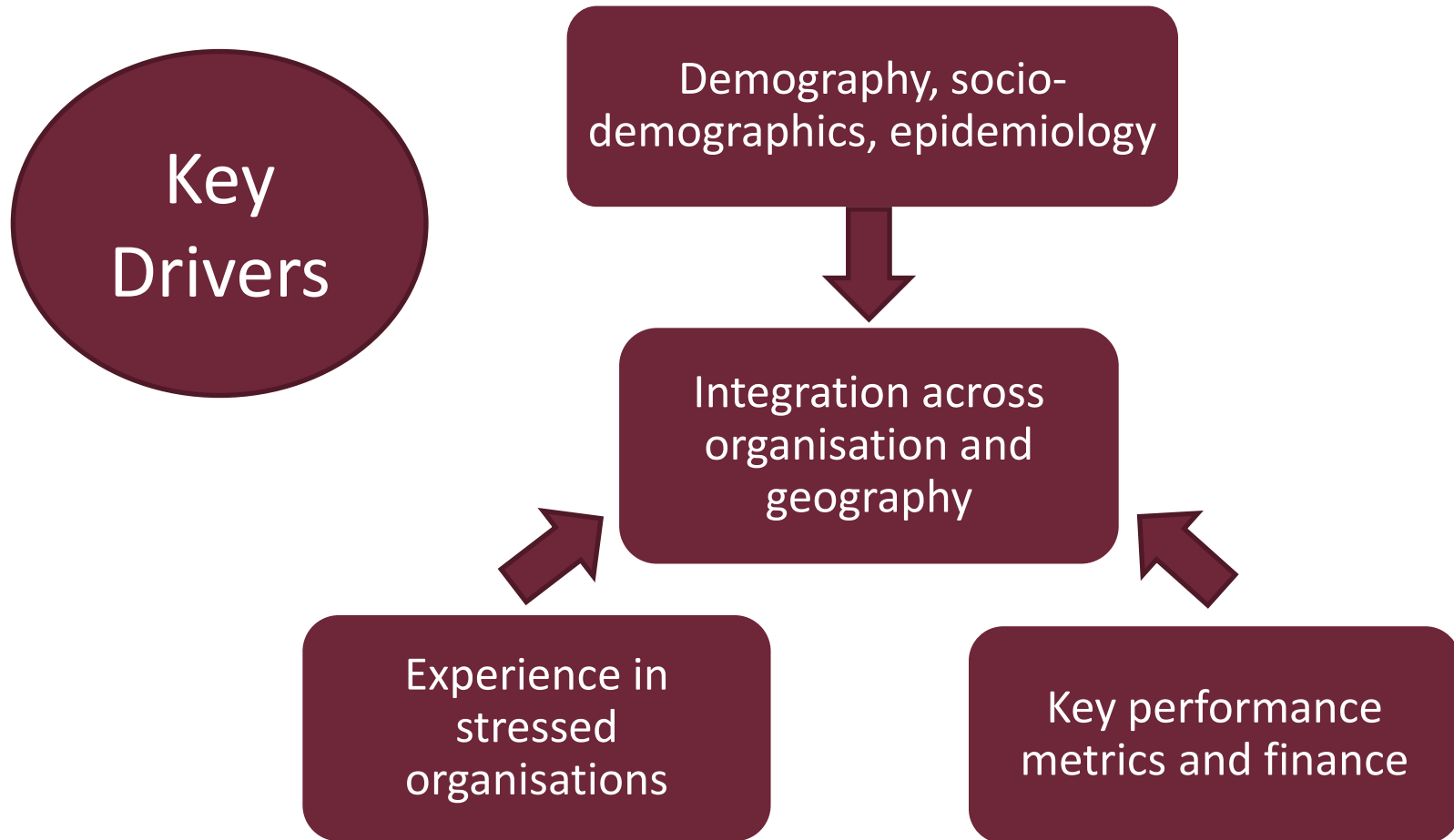
Director of Policy, The King's Fund



# Place based and integrated care: a national overview

- › How did we get here
- › The new approach
- › Experience to date: challenges and opportunities

# Integration and place-based care



# Two routes to integration

## Five Year Forward View

Emphasis on new provider models

Vanguard programme (but only for some)

## Planning Guidance

Emphasis on area-based plans

Sustainability & Transformation Fund and Plan (for all)

Alongside:

- Changing nature of national control e.g. Control Totals, workforce contracts
- Closer working between the national ALBs
- A Spending Review setting the financial totals out to 2020

# Experience to date

FYFV and STP experience to date		
FYFV Vanguard		How to fit alongside the day job
	- Enthusiasm	
	- Pace: both fast and slow	
	- Some complex operational issues to solve	
STPs		
	- Agreement over concept	
	- Timetables	
	- Process: central or local?	

# Challenges: we're not bad

## COUNTRY RANKINGS

Top 2*
Middle
Bottom 2*



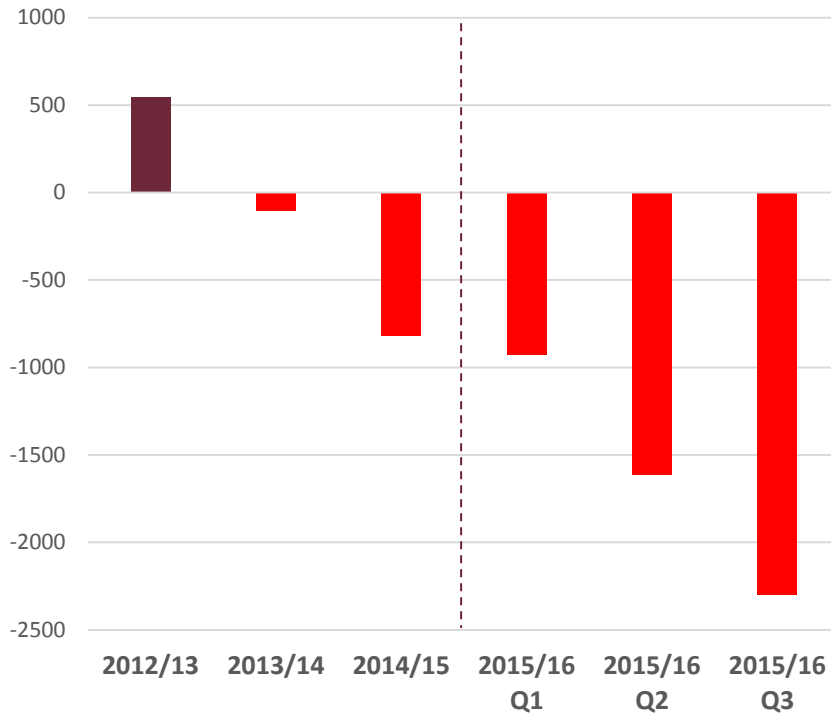
	AUS	CAN	FRA	GER	NETH	NZ	NOR	SWE	SWIZ	UK	US
<b>OVERALL RANKING (2013)</b>	4	10	9	5	5	7	7	3	2	1	11
<b>Quality Care</b>	2	9	8	7	5	4	11	10	3	1	5
Effective Care	4	7	9	6	5	2	11	10	8	1	3
Safe Care	3	10	2	6	7	9	11	5	4	1	7
Coordinated Care	4	8	9	10	5	2	7	11	3	1	6
Patient-Centered Care	5	8	10	7	3	6	11	9	2	1	4
<b>Access</b>	8	9	11	2	4	7	6	4	2	1	9
Cost-Related Problem	9	5	10	4	8	6	3	1	7	1	11
Timeliness of Care	6	11	10	4	2	7	8	9	1	3	5
<b>Efficiency</b>	4	10	8	9	7	3	4	2	6	1	11
<b>Equity</b>	5	9	7	4	8	10	6	1	2	2	11
<b>Healthy Lives</b>	4	8	1	7	5	9	6	2	3	10	11
<b>Health Expenditures/Capita, 2011**</b>	<b>\$3,800</b>	<b>\$4,522</b>	<b>\$4,118</b>	<b>\$4,495</b>	<b>\$5,099</b>	<b>\$3,182</b>	<b>\$5,669</b>	<b>\$3,925</b>	<b>\$5,643</b>	<b>\$3,405</b>	<b>\$8,508</b>

Notes: \* Includes ties. \*\* Expenditures shown in \$US PPP (purchasing power parity); Australian \$ data are from 2010.

Source: Calculated by The Commonwealth Fund based on 2011 International Health Policy Survey of Sicker Adults; 2012 International Health Policy Survey of Primary Care Physicians; 2013 International Health Policy Survey; Commonwealth Fund *National Scorecard 2011*; World Health Organization; and Organization for Economic Cooperation and Development, *OECD Health Data, 2013* (Paris: OECD, Nov. 2013).

# Challenges: context

## NHS Provider surpluses/deficits, £m



## A&E 4 hour performance: type 1 units



# Reaching the prize

Building relationships

Sorting out governance and  
accountability

Clinical engagement and clinical  
pathways

Better  
care

Better  
value



# Reaching the prize

- Remember
  - There is more agreement over the strategic goals than perhaps ever before
  - There is genuine enthusiasm: a lot of this simply makes sense
  - If it was easy, we'd already have done it
- The public remain as committed to the NHS as ever even if many are in 'crisis, what crisis?' mode
- It's a journey: it won't end when the STPs are submitted or the Vanguard evaluation comes in